OFF THE SHELF

SMT planar transformers



- Input voltage of power stage: 36 - 75 Vdc link.
- Power Range: up to 40W.
- Topology: Forward with resonant reset or active clamp.
- Footprint: 18.8mm x 15.2mm - Max.
- Height: 6.6 mm - Max.
- Frequency range: 400 kHz to 1000 kHz.
- Pri./Sec. isolation (operational): 1800 Vdc.
- Operating ambient temperature: -40°C to +85°C

Electrical Specifications@25°C

		Primary Side				Secondary Side				
Part Number	Output Voltage & Current	Number of Turns	Inductance Nominal [µH]	Leak. Ind. Maximum [µH]	DCR Max [mΩ]	Number of Turns	DCR Max [mΩ]	Turns Ratio	Duty Cycle Max.	Pri. to Sec. Capacitance Max.[pF]
50430	3.3V@12A	12	216	0.5	70	2	3	12:2	0.642	130
50431	5.0V@8A	12	216	0.5	70	3	8	12:3	0.62	130
50432	8.0V@5A -10.0V@4A	12	216	0.5	70	6	30	12:6	0.592	130
50433	12V@3.3A -15V@2.67A	12	216	0.5	70	8	55	12:8	0.655	130
50434	16V@2.5A -18V@2.2A	12	216	0.5	70	10	70	12:10	0.626	150

1. The Transformer has to be attached to a Heat Sink (PCB with Aluminum substrate) with a maximum 85°C temperature.
2. The Transformer hot spot temperature can be calculated as: Thotspot = Theatsink+20*Plosses[W].

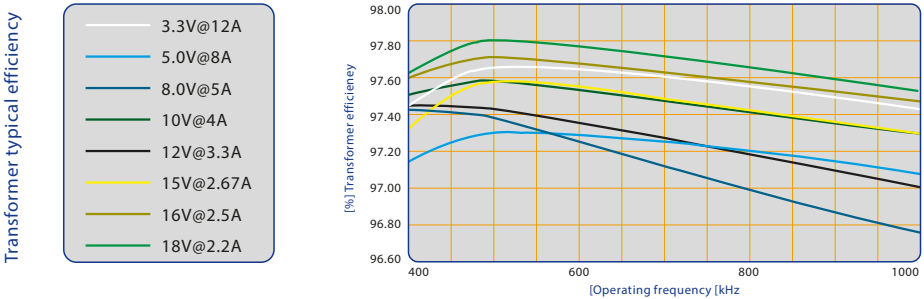
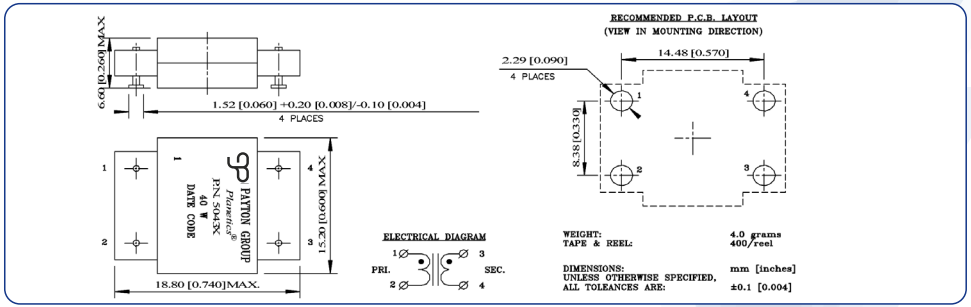
Mechanical Specifications and Electrical diagrams