



Payton Planar Magnetics | Company presentation

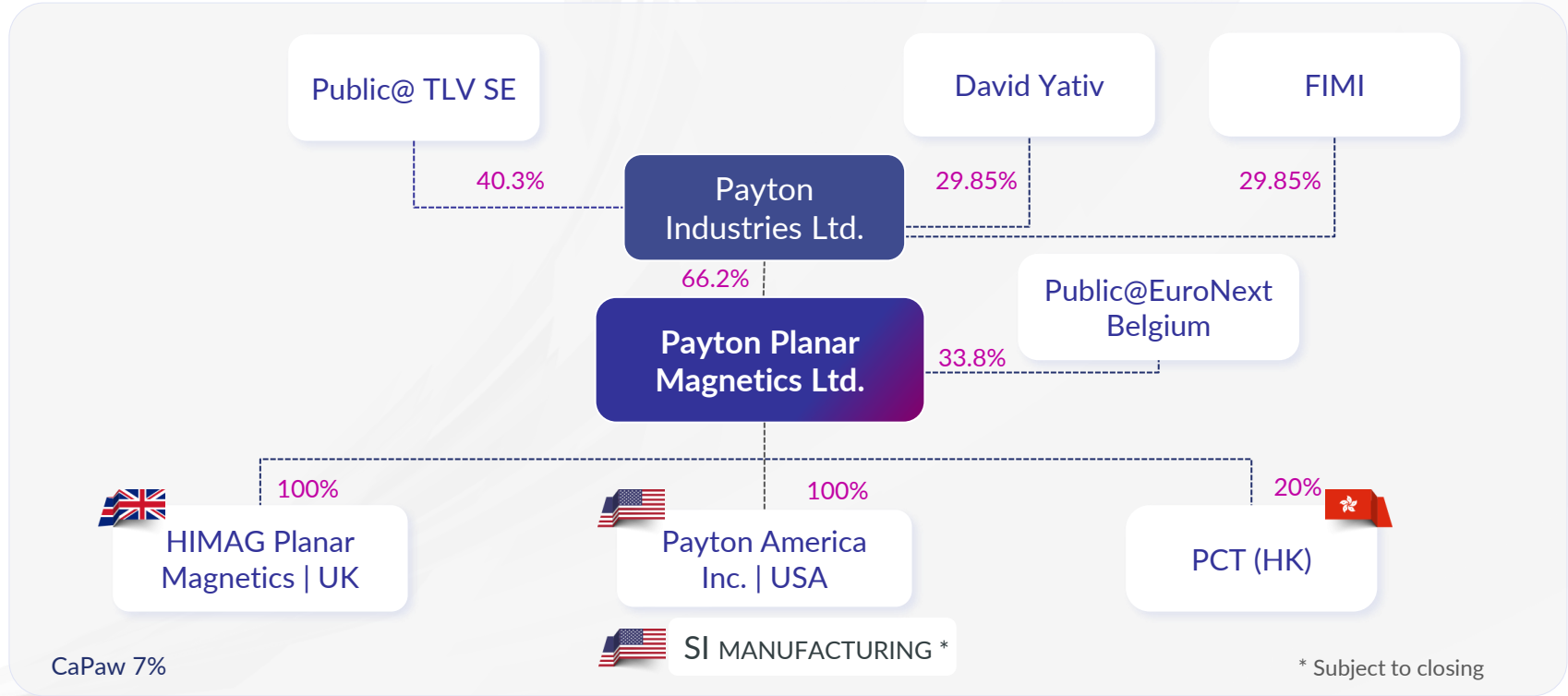
# 2024 Results



# Forward-Looking Statements

This presentation contains certain forward-looking statements and information relating to the Company that are based on the beliefs of the Management of the Company as well as assumptions made by and information currently available to the Management of the Company. Such statements reflect the current views of the Company with respect to future events. The Management emphasizes that the assumptions do not in any way imply commitment towards realization. The outcome of which is subject to certain risks and other factors (such as: Currency exposure, material prices, manufacturing partners, global economy), which may be outside of the Company's control. Should one or more of these risks or uncertainties materialize, or should underlying assumptions prove incorrect, actual results or outcomes may vary materially from those described herein as projected, anticipated, believed, estimated, expected or intended.

# Payton Group Structure



\* Subject to closing

# Payton Planar Magnetics

The world leader in Planar  
Magnetics technology

The only 100% customized solutions provider

# Payton Planar Magnetics in Numbers

As of 31.12.2024

**\$134.3M**  
Market Cap

**\$50.8M**  
Annual Revenue

**\$13.5M**  
Operational Profit

**\$13.3M**  
Net Profit

**\$58.1M**  
Cash Position

**\$85.9M**  
Capital

**170**  
Number of Employees

**\$25.2M**  
Backlog

# 37 Years of Innovation and Growth

## Company History & Milestones



- Established in 1987
- Publicly traded in Tel Aviv since 1993
- Publicly traded in Brussels Euronext since 1998.

## Global Presence & Manufacturing



- Fully owned subsidiaries in the USA and the UK
- Manufacturing partners in China and Philippines

## Technology & Industry Leadership



- Design manufacture and sell Magnetic components.
- World leader in Planar Magnetics Technology.
- Planar technology is widely used in Automotive, Defence, Power Electronics and Telecom application.
- Largest R&D HC per revenue in the industry

## Innovation & Customer Commitment



- 100% Custom design, Problem solving.
- “Creativity, Innovation and Service” as a driving moto.
- Long term partnership with customers and suppliers.
- Successfully navigated last years challenges.

# Planar Transformers

## What Is a Planar Transformer?

- Passive Magnetic component that transfer energy
- Build from copper stamping and PCB

## Planar Technology Advantages



Size Volume and  
Weight Reduction




Low Profile



Easy to cool  
Good thermal  
conductivity



High Efficiency



---

# Planar Transformers

## When can Planar transformer be used?

- High frequency designs
- New design only
- Where there are design challenges such as space/volume/weight/efficiency



# Why Payton?



# Payton Advantages

- ✓ **Largest engineering team** in the industry with vast know-how and advanced simulation capabilities.
- ✓ **100% Customization** solution
- ✓ **In-house PCB** factory
- ✓ **In-house real operation** conditions capabilities
- ✓ **Speedy response** (48H design and few weeks samples delivery)
- ✓ **Best in the industry** customer support and service
- ✓ **Support for design and manufacturing** across all countries USA (East and west coast ("SI"), UK and for Europe and Korea/Japan for Asia.
- ✓ **Manufacturing facilities** for high volumes in China and Philippines.
- ✓ **Wide range of power level** from a single Watt up to 150 kW in one unit

---

# Markets

Payton follows and solves customer design challenges in any market that is relevant. It is helping us to hedge different markets risks.

## Examples of markets served:

Servers, telecom equipment, portable equipment, automotive HEV/EV cars, High-Rel.



# Growth Engines and Strategy

## Offer The Best Products

- ✓ High Frequency - Now supported also by GaN Semiconductors
- ✓ Size and weight reduction
- ✓ High power density
- ✓ Be first with design and samples
- ✓ 100% customization

## Market's Tailwind

- ✓ Green Energy - look for high efficiency products
- ✓ Can be used in various industries

## Inorganic Growth

- ✓ Strong financial position
- ✓ Strategic M&As with high synergies

# Management Overview - M&A at Payton Planar

**Global Presence** on the west coast (USA) - Located in Anaheim California

**Acquiring 100% of SI** - \$5.6 Million / deferred consideration up to \$0.5 Million

**Specializing** in custom magnetics and sub-assemblies

**Acquiring real property** (Land 3000 SqM & building 1300 SqM) - USD 4.4 Million

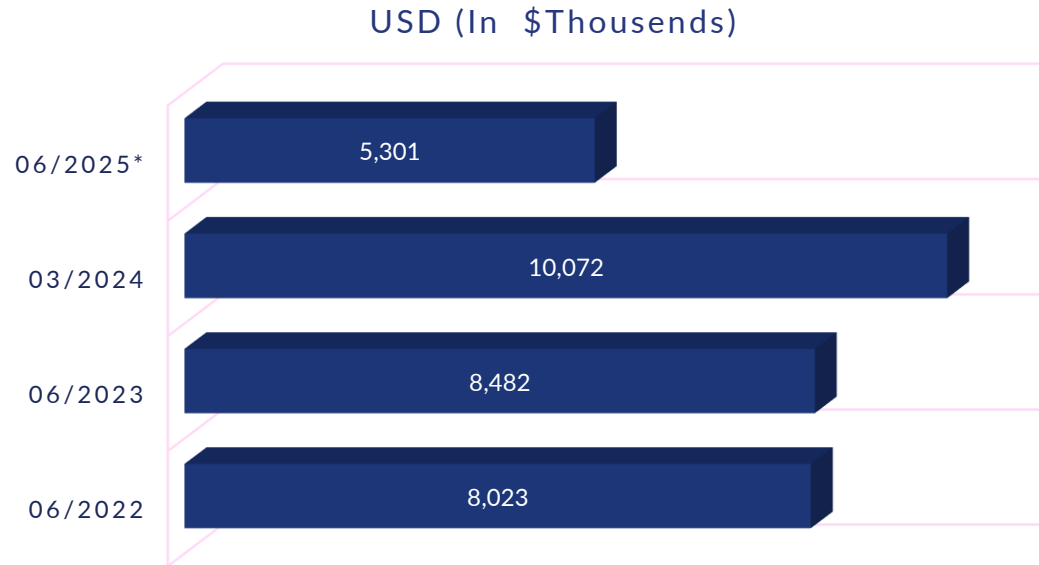
**\$8-10M Sales**

**Group's Business Strategy**  
Organic growth and acquisitions of synergistics companies

**Expand and Strengthen** Group's customer base

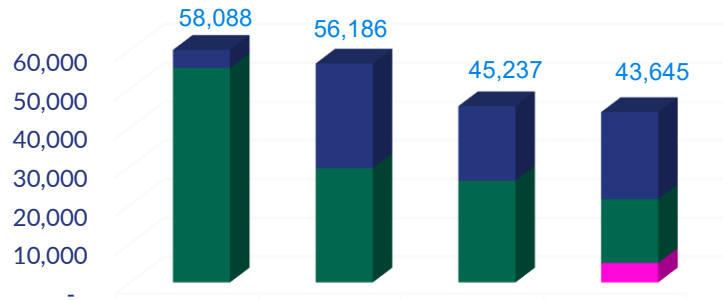
**The Completion** of the Transaction is subject to the fulfillment of several conditions, regulatory approvals and certain other third party consents

## Dividend split 2022-2025



# Cash position 2021-2024

Strong Cash Position in \$ Thousands



- Cash and cash equivalents
- Short-term deposits and marketable securities
- Long term deposits

	31.12.24	31.12.23	31.12.22	31.12.21
Cash and cash equivalents	23,148	26,921	19,003	22,146
Short-term deposits and marketable securities	34,940	29,265	26,234	16,479
Long term deposits	-	-	-	5,020

# Financial Highlights

\$ Thousands, Year End

	2024	2023	2022	2021
<b>Revenues</b>	50,826	54,856	60,270	43,980
<b>Gross profit</b>	22,117	24,103	24,492	17,373
<b>Gross Margin</b>	43.5%	43.9%	40.6%	39.5%
<b>Operating profit</b>	13,546	16,401	17,208	10,368
<b>Operating profit (%)</b>	26.7%	29.9%	28.6%	23.6%
<b>Finance income, net</b>	2,340	1,881	200	25
<b>Profit before taxes</b>	16,121	18,500	17,889	10,341
<b>Net Profit</b>	13,311	15,266	13,917	8,520
<b>Net Profit (%)</b>	26.2%	27.8%	23.1%	19.4%

  
**Thank You**

